

Port Columbus & Rickenbacker Air Traffic Summary & Analysis

1st Quarter 2008



Overview

- Port Columbus records 6 consecutive quarters of growth
- Passenger flights resume from Rickenbacker International Airport to Myrtle Beach, SC
- Delta resumes non-stop service to LAX in June
- Fuel and weak national economy hit home...
 - Skybus ceases operations April 4
 - Delta discontinues service to 5 markets
 - Midwest Airlines suspends service to Kansas City
 - JetBlue exits Columbus in January

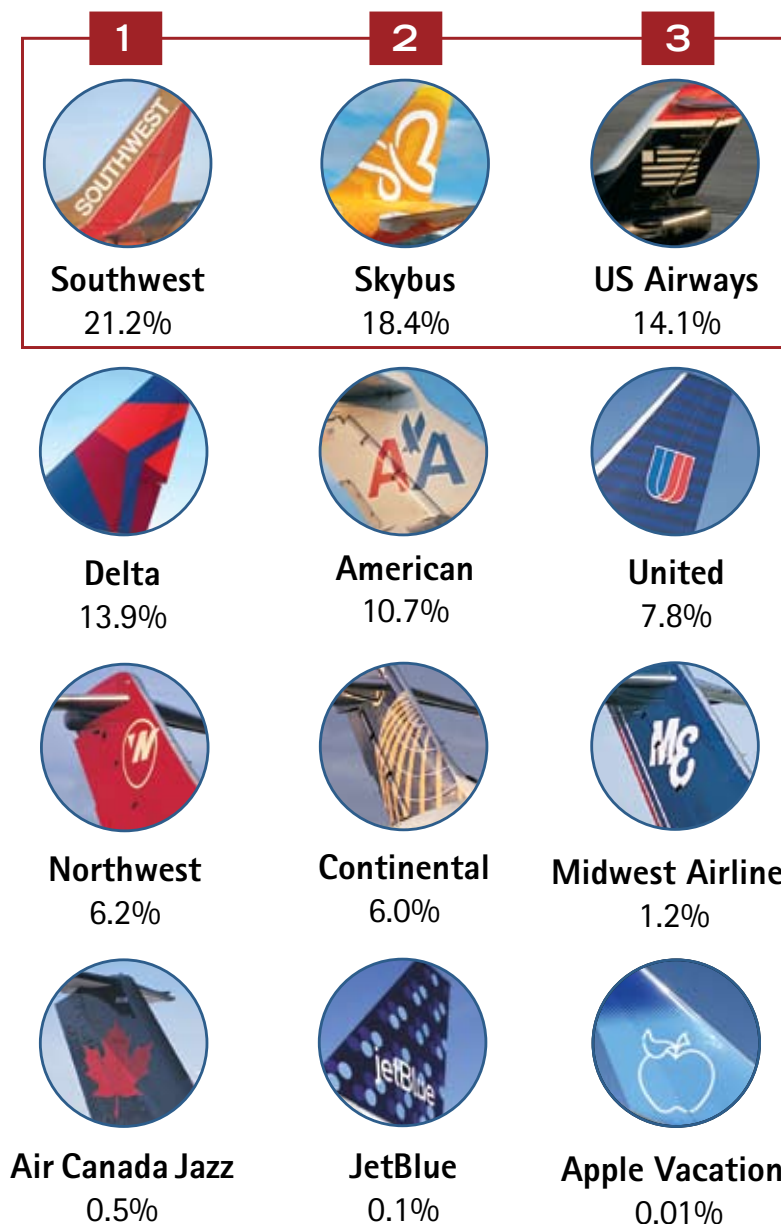


COLUMBUS REGIONAL AIRPORT AUTHORITY
PORT COLUMBUS • RICKENBACKER • BOLTON

www.ColumbusAirports.com

CMH Market Share by Passengers

1st Quarter 2008 Market Share by Total Passengers



Key Definitions:

- **Enplaned/Deplaned Passengers** - The total number of revenue passengers boarding/exiting aircraft.
- **Enplaned/Deplaned Mail & Cargo** - The number of revenue pounds of freight and mail loaded on an aircraft.
- **Passenger Scheduled Service** - Service originating from CMH on domestic and international air carriers in which flights depart/arrive on a scheduled basis.
- **Passenger Charter Service** - Non-scheduled flights for special purposes (i.e. vacation/travel groups, professional/college sports teams, etc.).
- **Load Factor** - Percentage of available seats occupied by passengers on each flight.
- **Available Seats** - Total number of seats available on each flight.
- **Passengers Per Day Each Way (PPDEW)** - Number of passengers that travel to or from a particular destination each day.

CRAA Contacts

David Whitaker

V.P., Business Development & Communications
dwhitaker@columbusairports.com
(614) 239-5028

John Malabad

Manager, Business Development
jmalabad@columbusairports.com
(614) 238-7812

Kazuya Kuwayama

Business Development Specialist
kkuwayama@columbusairports.com
(614) 239-4095

Port Columbus Data

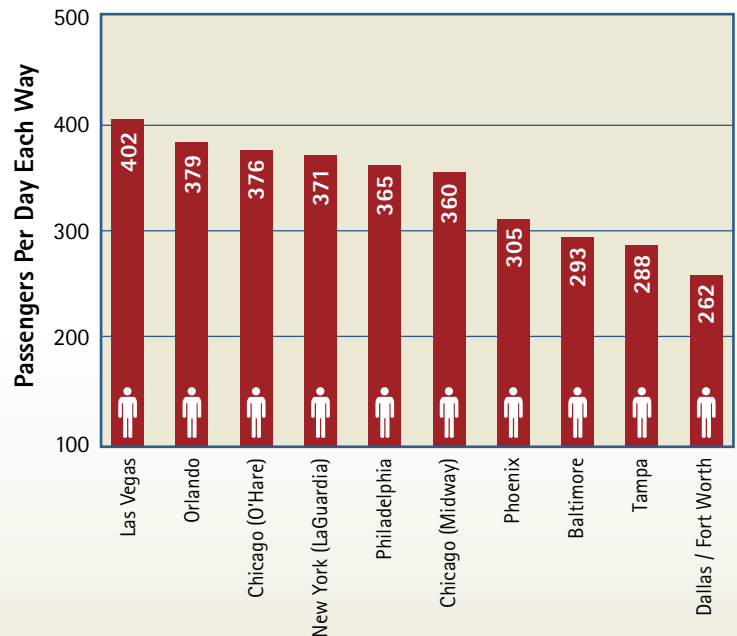
	1Q 08	1Q 07	08 vs. 07
Passengers - Scheduled Service			
Enplaned	923,970	827,705	11.6%
Deplaned	913,842	813,194	12.4%
Passengers - Charter Service			
Enplaned	6,110	8,088	-24.5%
Deplaned	6,218	7,463	-16.7%
Grand Total	1,850,140	1,656,450	11.7%
Airline Passenger Data			
Air Canada - Jazz	8,502	8,363	1.7%
American	196,585	225,481	-12.8%
Continental	109,811	117,855	-6.8%
Delta	254,738	287,212	-11.3%
JetBlue	2,674	50,620	-94.7%
Midwest Airlines	21,192	10,301	105.7%
Northwest	113,441	124,725	-9.0%
Skybus	338,516	0	N/A*
Southwest	390,006	364,507	7.0%
United	143,452	176,076	-18.5%
US Airways	258,895	273,195	-5.2%
USA 3000	0	2,564	-100.0%
Total	1,850,140	1,656,450	11.7%
Cargo Handled by Airlines			
Enplaned	953,086	790,075	20.6%
Deplaned	1,558,391	1,610,163	-3.2%
Total	2,511,477	2,400,238	4.6%
Mail Handled by Airlines			
Enplaned	850,059	877,341	-3.1%
Deplaned	531,447	500,109	6.3%
Total	1,381,506	1,377,450	0.3%

* Skybus service started May 2007.

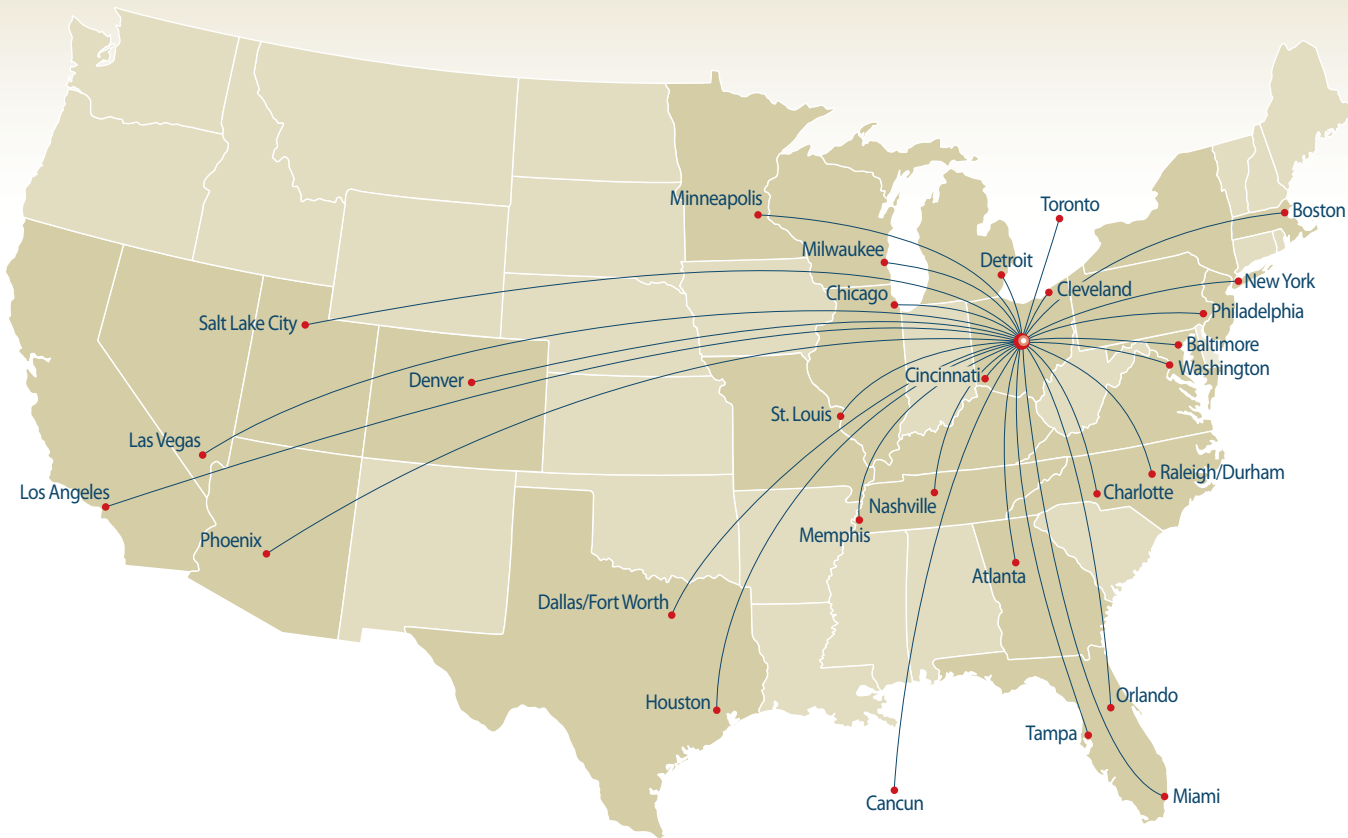
1st Quarter 2008 Average Load Factors by Month

Month	Available Seats	Enplaned Passengers	Load Factors
January	484,380	290,456	60.0%
February	440,864	285,091	64.7%
March	463,626	348,423	75.2%
Total	1,388,870	923,970	66.5%

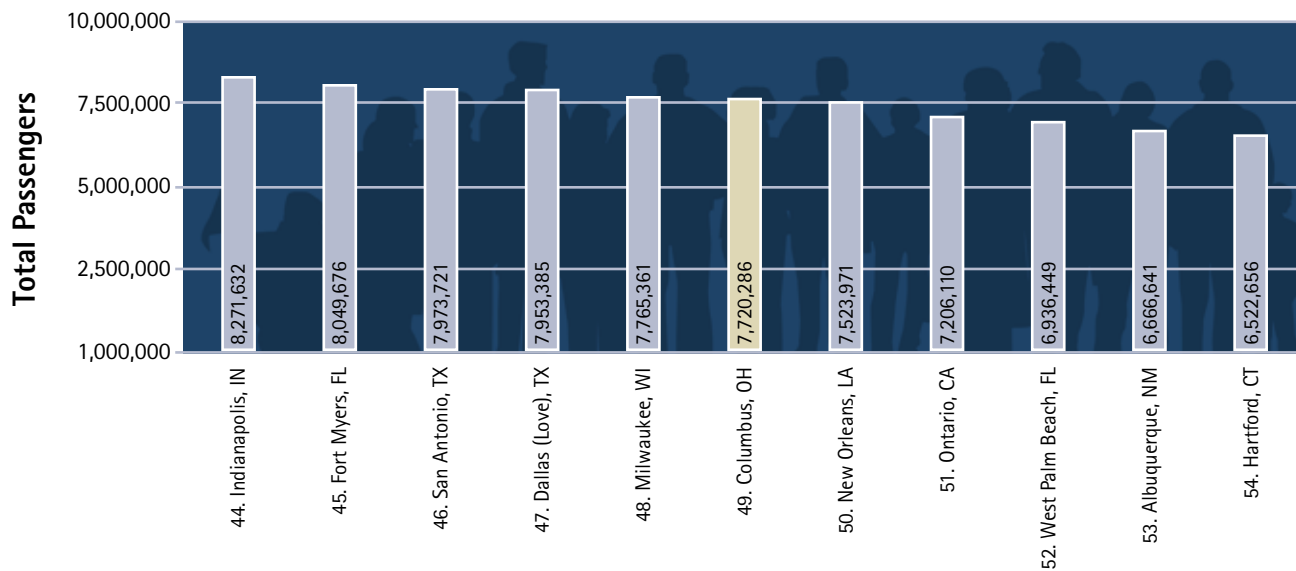
CMH Scheduled Service Top Ten Airports by Passengers Per Day Each Way as of 12/31/07



Non-Stop Service from Port Columbus (as of June 2008)

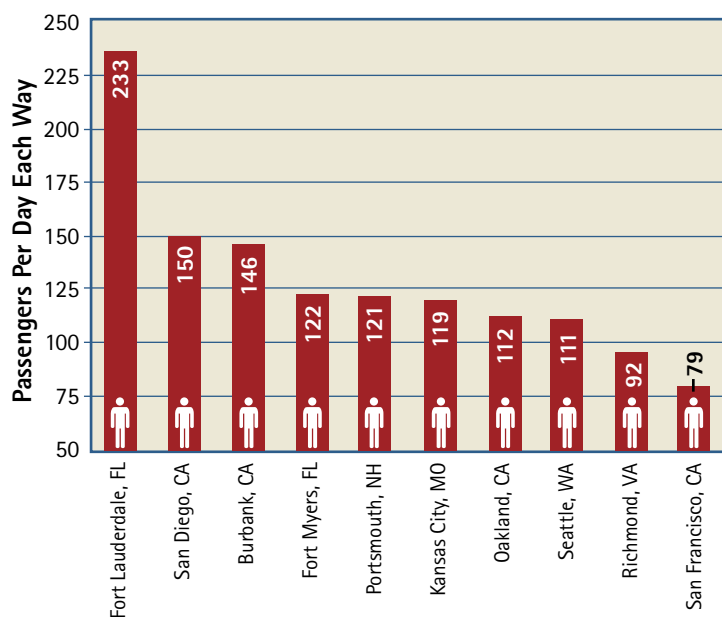


Airports Closest to Port Columbus in Total Passenger Activity as of 12/31/07

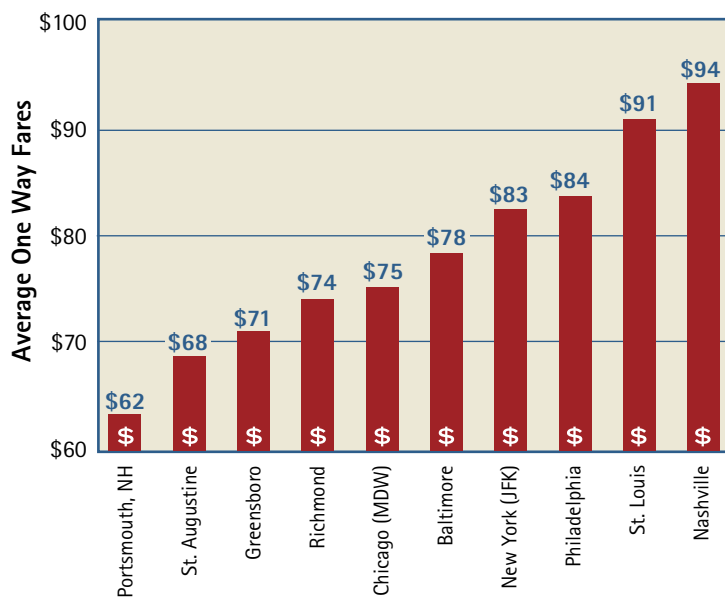


CMH Extra Statistics

Ten Largest Airports Without Non-Stop Service as of 12/31/07



Top Ten Lowest Fares from Columbus as of 12/31/07



Air Service Comparison — Non-Hub Cities to CMH

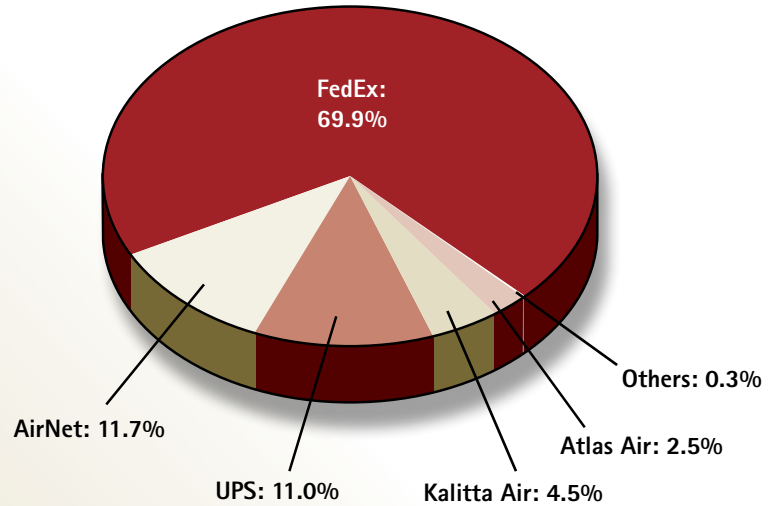
Metro Rank	City	2007 Estimated Population	Markets Served with Non-Stop Service	Daily Seats	Daily Departures
23	Portland, OR	2,161,753	55	29,272	289
24	Sacramento, CA	2,136,139	42	20,538	175
28	Kansas City, MO	1,989,400	58	22,864	231
29	San Antonio, TX	1,956,653	43	17,184	152
31	San Jose, CA	1,761,295	29	21,577	179
32	Columbus, OH	1,742,026	33	13,318	161
33	Indianapolis, IN	1,682,815	43	17,345	204
34	Norfolk, VA	1,673,526	26	7,471	94
35	Providence, RI	1,636,751	25	8,925	105
37	Austin, TX	1,521,851	49	17,966	159
39	Nashville, TN	1,465,687	46	19,777	192

Rickenbacker Cargo Summary

Pounds of Cargo

Cargo Carriers	1Q Enplaned	1Q Deplaned	1Q Total
FedEx	23,180,974	12,274,751	35,455,725
AirNet	3,047,796	2,890,940	5,938,736
UPS	2,783,565	2,817,952	5,601,517
Kalitta Air	56,000	2,221,067	2,277,067
Atlas Air	0	1,288,543	1,288,543
Other	134,872	4,500	139,372
Total	29,203,207	21,497,753	50,700,960

2008 Market Share by Total Cargo



COLUMBUS REGIONAL
AIRPORT AUTHORITY

4600 International Gateway
Columbus, OH 43219 USA

First Class Presort
U.S. Postage

PAID

Columbus, Ohio
Permit No. 8766