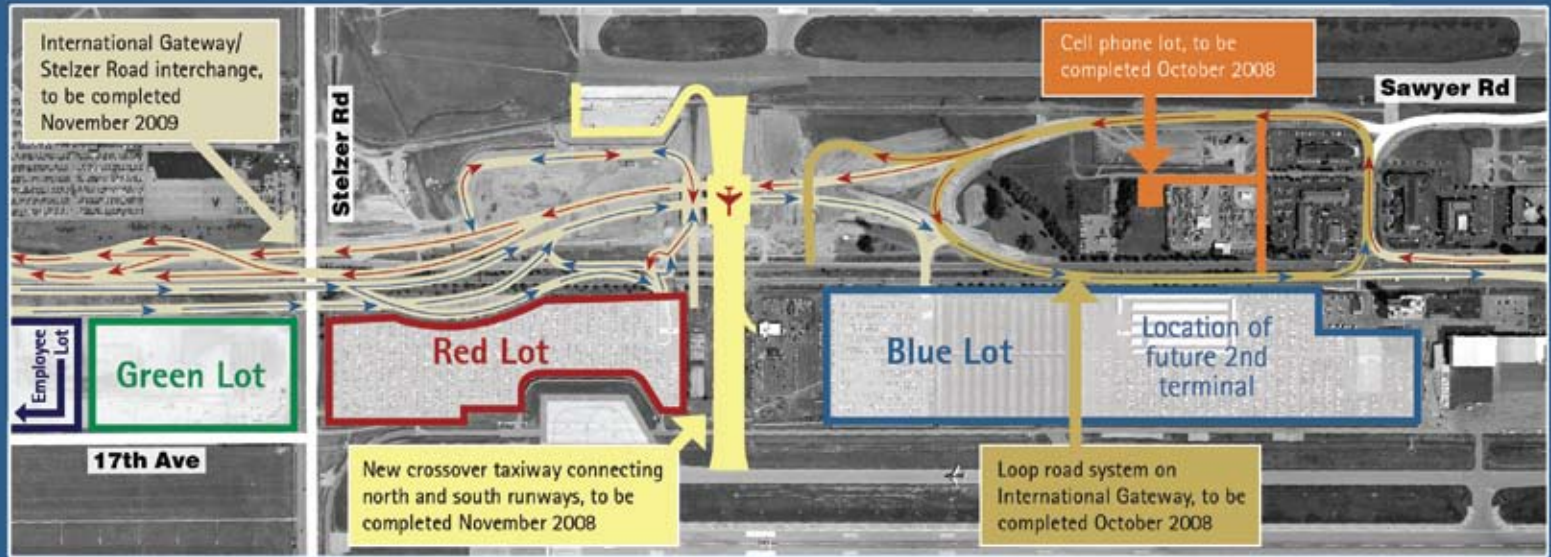


# Port Columbus & Rickenbacker Air Traffic Summary & Analysis

2nd Quarter 2008



## Overview

- Major construction projects changing the face of Port Columbus are well underway with several nearing completion
- AirTran announces new service to Atlanta, Orlando and Fort Myers beginning in November
- Southwest adds 3rd daily Las Vegas departure
- US Airways adds 8th daily Charlotte departure
- American eliminates St. Louis service. Southwest continues to serve St. Louis with nonstop service
- Industry conditions cause airlines to reduce capacity at CMH by more than 20%

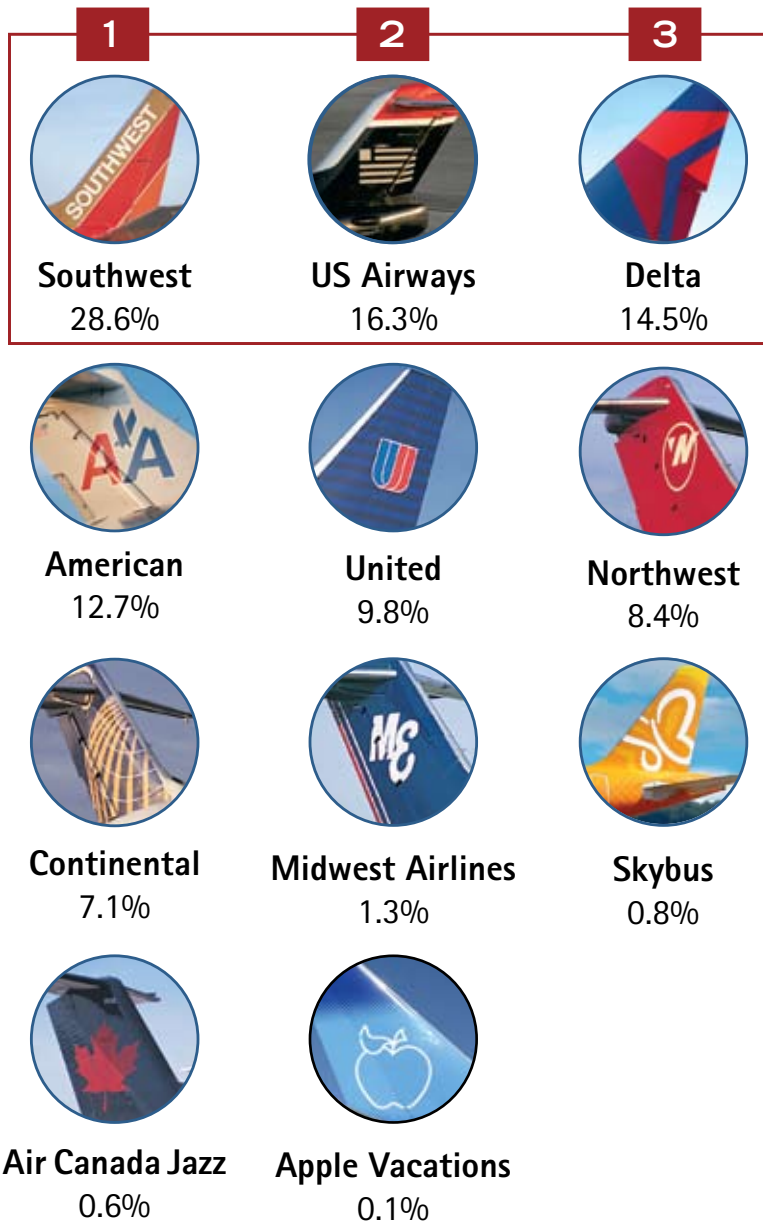


COLUMBUS REGIONAL AIRPORT AUTHORITY  
PORT COLUMBUS • RICKENBACKER • BOLTON

[www.ColumbusAirports.com](http://www.ColumbusAirports.com)

# CMH Market Share by Passengers

## 2nd Quarter 2008 Market Share by Total Passengers



## Key Definitions:

- **Enplaned/Deplaned Passengers** - The total number of revenue passengers boarding/exiting aircraft.
- **Enplaned/Deplaned Mail & Cargo** - The number of revenue pounds of freight and mail loaded on an aircraft.
- **Passenger Scheduled Service** - Service originating from CMH on domestic and international air carriers in which flights depart/arrive on a scheduled basis.
- **Passenger Charter Service** - Non-scheduled flights for special purposes (i.e. vacation/travel groups, professional/college sports teams, etc.).
- **Load Factor** - Percentage of available seats occupied by passengers on each flight.
- **Available Seats** - Total number of seats available on each flight.
- **Passengers Per Day Each Way (PPDEW)** - Number of passengers that travel to or from a particular destination each day.

## CRAA Contacts

### David Whitaker

V.P., Business Development & Communications  
dwhitaker@columbusairports.com  
(614) 239-5028

### Kazuya Kuwayama

Business Development Specialist  
kkuwayama@columbusairports.com  
(614) 239-4095

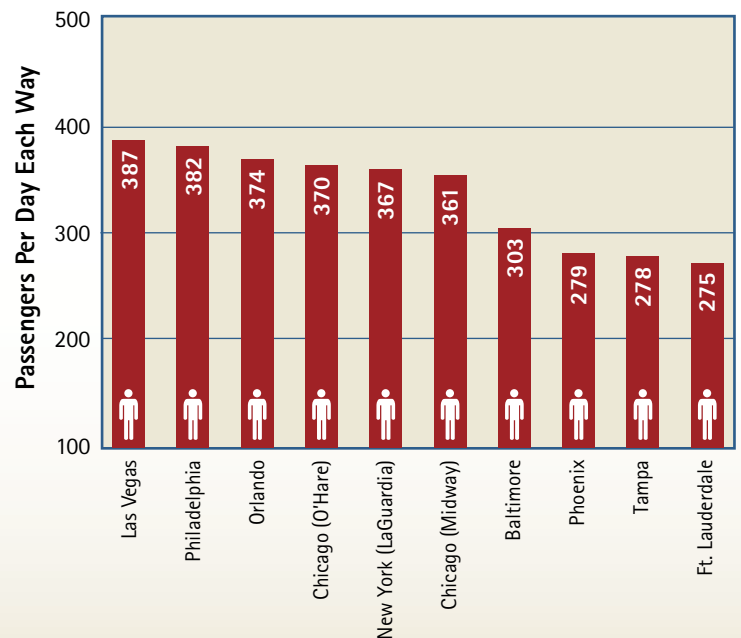
# Port Columbus Data

	2Q	Quarterly 08 vs. 07	YTD	YTD 08 vs. 07
<b>Passengers - Scheduled Service</b>				
Enplaned	898,971	-9.3%	1,823,827	0.3%
Deplaned	900,563	-9.1%	1,815,184	0.6%
<b>Passengers - Charter Service</b>				
Enplaned	2,960	-6.5%	8,184	-27.3%
Deplaned	2,975	-11.3%	8,414	-22.2%
<b>Grand Total</b>	<b>1,805,469</b>	<b>-9.2%</b>	<b>3,655,609</b>	<b>0.3%</b>
<b>Airline Passenger Data</b>				
Air Canada - Jazz	10,457	-1.5%	18,959	-0.1%
American	228,432	-11.7%	425,017	-12.2%
Continental	127,741	-4.4%	237,552	-5.6%
Delta	261,547	-22.7%	516,285	-17.5%
JetBlue	-	-100.0%	2,674	-97.7%
Midwest Airlines	22,663	-2.3%	43,855	31.0%
Northwest	150,798	4.9%	264,239	-1.6%
Skybus*	13,639	-82.1%*	352,155	362.6%
Southwest	514,197	16.9%	904,203	12.4%
United	176,381	-8.5%	319,833	-13.3%
US Airways	292,659	-1.3%	551,554	-3.2%
Apple Vacations	1,020	-66.6%	2,685	-52.2%
<b>Total</b>	<b>1,799,534</b>	<b>-9.2%</b>	<b>3,639,011</b>	<b>0.4%</b>
<b>Cargo Handled by Airlines</b>				
Enplaned	680,925	-6.4%	1,634,011	7.7%
Deplaned	1,559,937	4.9%	3,118,328	0.7%
<b>Total</b>	<b>2,240,862</b>	<b>1.2%</b>	<b>4,752,339</b>	<b>3.0%</b>
<b>Mail Handled by Airlines</b>				
Enplaned	717,497	113.8%	1,567,556	29.2%
Deplaned	621,568	102.9%	1,153,015	43.0%
<b>Total</b>	<b>1,339,065</b>	<b>108.6%</b>	<b>2,720,571</b>	<b>34.7%</b>

## 2nd Quarter 2008 Average Load Factors by Month

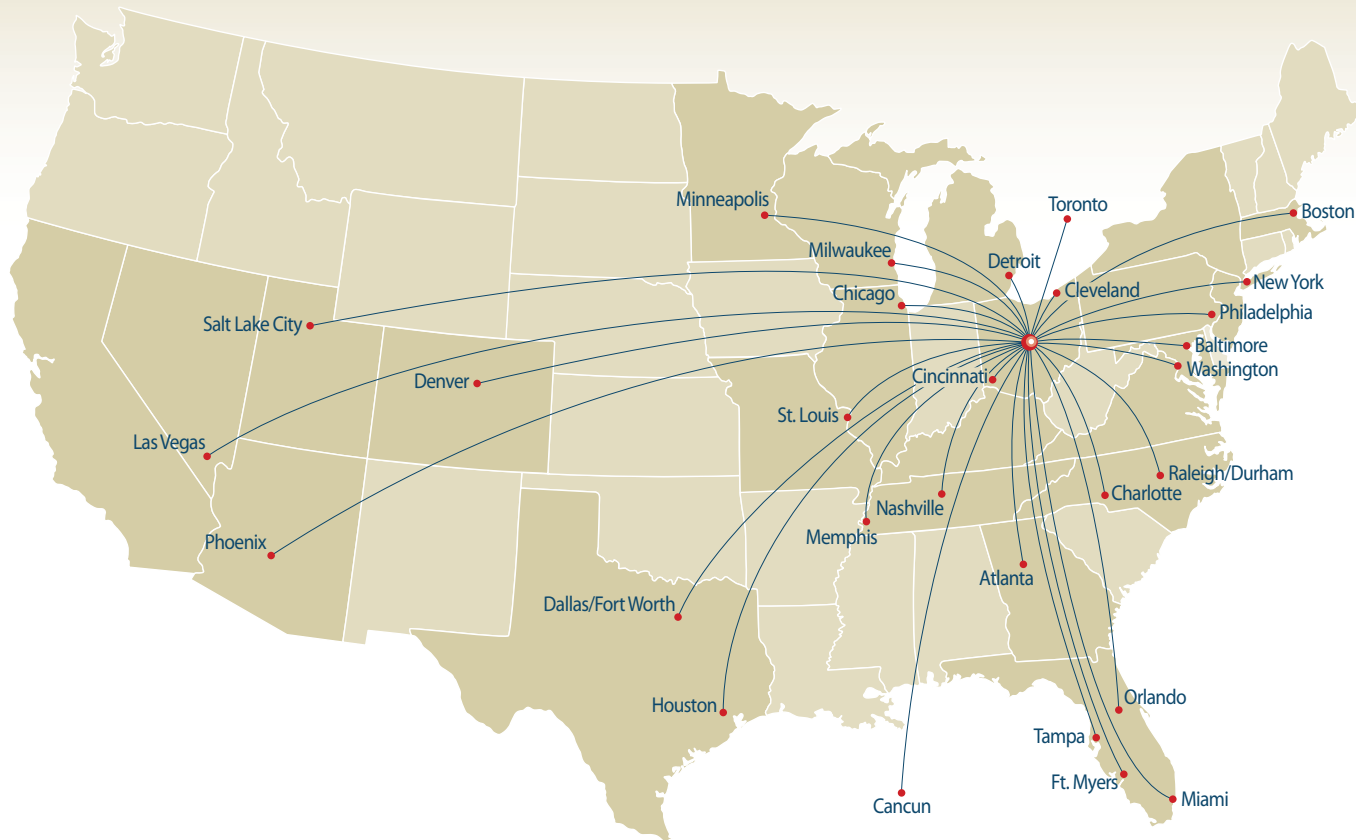
Month	Available Seats	Enplaned Passengers	Load Factors
April	384,542	282,506	73.5%
May	378,269	294,775	77.9%
June	378,212	321,690	85.1%
<b>Total</b>	<b>1,141,023</b>	<b>898,971</b>	<b>78.8%</b>

## CMH Scheduled Service Top Ten Airports by Passengers Per Day Each Way as of 03/31/08

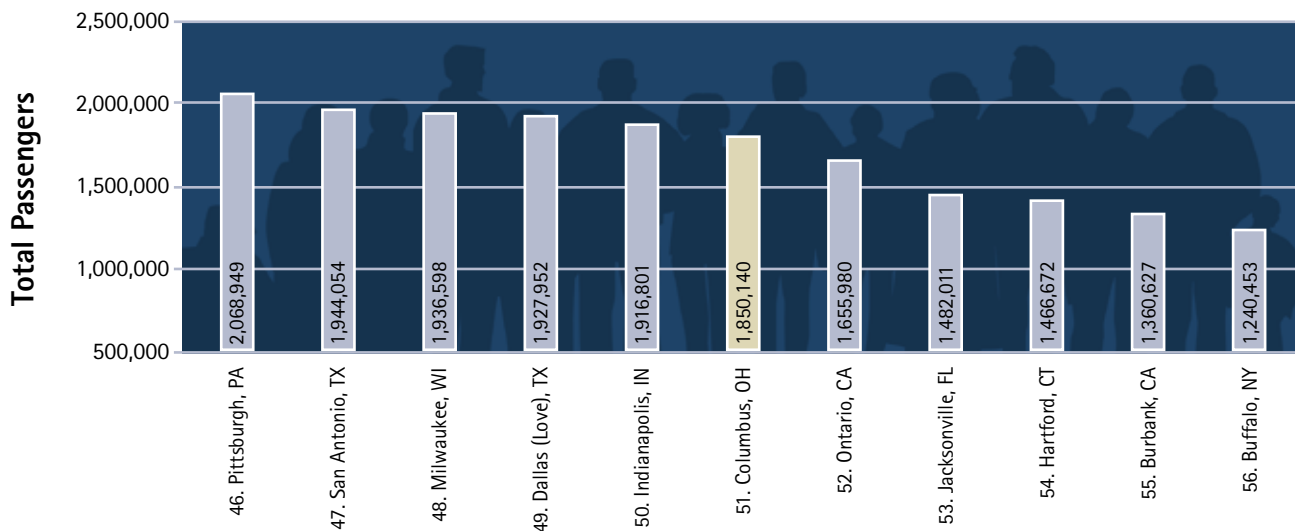


\* Skybus service started May 2007, discontinued April 2008.

# Non-Stop Service from Port Columbus (as of November 2008)

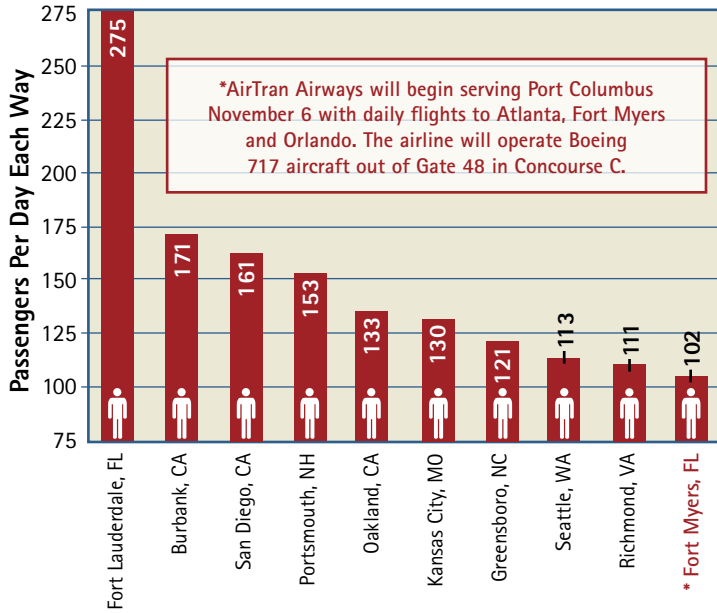


Airports Closest to Port Columbus in Total Passenger Activity as of 3/31/08

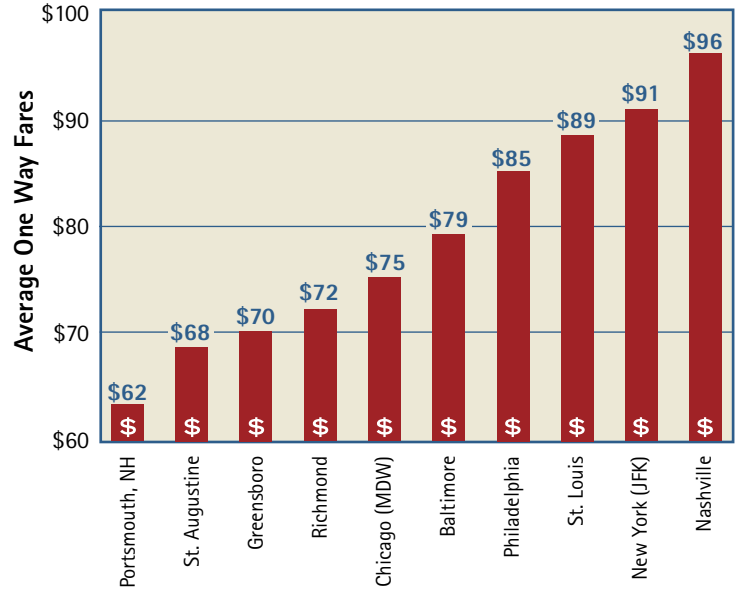


# CMH Extra Statistics

## Ten Largest Airports Without Non-Stop CMH Service as of 03/31/08



## Top Ten Lowest Fares from Columbus as of 03/31/08



## Ohio Airports Comparison

	Akron - CAK			Cleveland - CLE			Columbus - CMH			Cincinnati - CVG			Dayton - DAY			Toledo - TOL		
<b>Flight Schedule Information - October 2008 vs 2007</b>																		
	2008	2007	08 vs 07	2008	2007	08 vs 07	2008	2007	08 vs 07	2008	2007	08 vs 07	2008	2007	08 vs 07	2008	2007	08 vs 07
Airlines	6	7	-1	10	10	0	10*	12	-2	7	7	0	9	8	1	2	6	-4
Destinations	10	13	-3	74	77	-3	32	46	-14	96	113	-17	21	22	-1	2	7	-5
Daily Seats	82,808	88,209	-6%	570,076	655,194	-13%	362,902	465,725	-22%	695,689	874,187	-20%	167,453	175,991	-5%	10,998	20,570	-47%
Top 5 Carriers by Seats	AirTran Delta US Airways Frontier Northwest	44% 20% 15% 10% 7%	Continental Southwest United US Airways Delta	63% 12% 5% 5% 5%	Southwest US Airways Delta American United	29% 16% 13% 12% 10%	Delta American United US Airways Northwest	87% 3% 3% 2% 2%	AirTran Delta US Airways United American	23% 20% 17% 11% 8%	American Northwest	55% 45%						
Monthly Departures	999	1,107	-10%	8,098	9,736	-17%	4,485	5,523	-19%	10,141	13,055	-22%	2,290	2,545	-10%	267	528	-49%
Top 5 Carriers by Departures	AirTran Delta US Airways Northwest United	31% 21% 21% 12% 9%	Continental Southwest Delta American US Airways	68% 6% 5% 5% 5%	US Airways Southwest Delta American United	18% 18% 16% 16% 10%	Delta American Northwest US Airways Continental	84% 5% 3% 3% 3%	US Airways Delta AirTran United Continental	23% 16% 13% 13% 11%	Northwest American	55% 45%						

Source: Sabre ADI

## Average Domestic One-Way Air Fare Information

Ave Fare	1Q 2008	2Q 2008	3Q 2008	4Q 2007
	\$288	\$349	\$323**	\$535
	\$272	\$343	\$282	\$532

Source: Bureau of Transportation Statistics, Top 100 Airports Based on 2007 U.S. Originating Domestic Passengers

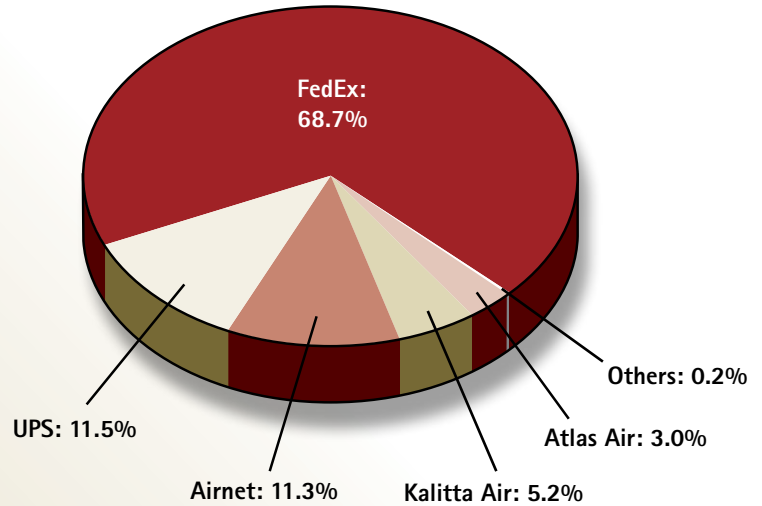
\*\*Does not include Skybus Air Fare

# Rickenbacker Cargo Summary

## Pounds of Cargo

Cargo Carriers	2Q	YTD
FedEx	34,925,582	70,381,307
UPS	6,215,681	11,817,198
Airnet	5,643,812	11,582,548
Kalitta Air	3,048,935	5,326,002
Atlas Air	1,830,229	3,118,772
Other	55,622	194,994
<b>Total</b>	<b>51,719,861</b>	<b>102,420,821</b>

## 2008 YTD Market Share by Total Cargo



COLUMBUS REGIONAL  
AIRPORT AUTHORITY

4600 International Gateway  
Columbus, OH 43219 USA

First Class Presort  
U.S. Postage

**PAID**

Columbus, Ohio  
Permit No. 8766